

## BUILD MORE EFFECTIVE RELATIONSHIPS.

The *Everything DiSC Workplace*® Profile uses the third-generation of the DiSC® assessment—a research-validated learning model—to create a highly personalized learner experience.


The profile is workplace-specific with in-depth information, including tips, strategies, and action plans to help participants become more effective.

The result is more effective and productive working relationships.

### TOPICS

- Discovering Your DiSC Style
- Understanding Other Styles
- Building More Effective Relationships
- Personalized Style Index

*Everything DiSC Workplace* can be used with everyone in an organization, regardless of title or role, to improve the quality of the workplace.



## THE PROFILE

**In-depth:** The 20-page *Everything DiSC Workplace Profile* provides real-world tips and practical strategies for building a better workplace.

**Precise:** *Everything DiSC Workplace* uses adaptive testing—an interactive assessment process that tailors questions based on an individual’s responses—to give participants the most precise DiSC style assignment possible.

## EXCITING FOLLOW-UP TOOLS

### Everything DiSC Comparison Reports:

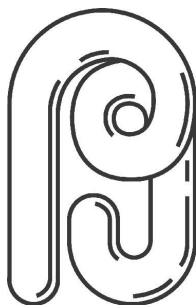
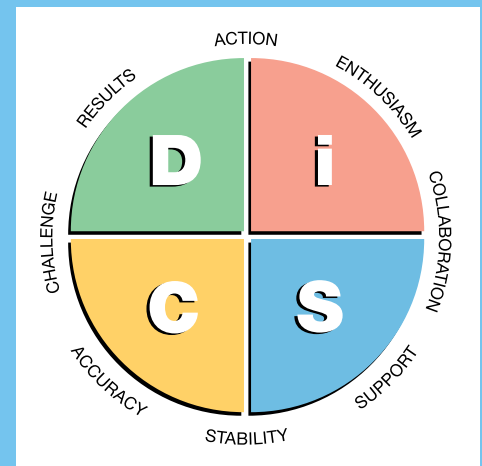
Exciting follow-up reports that can be created for any two participants. Shows their similarities and differences on six behavioral continua. Great for on-boarding, new work groups, conflict management, and more! Unlimited access available with all Everything DiSC profiles.

### Everything DiSC Group Culture Report:

Helps you determine the group’s DiSC culture, explore its advantages and disadvantages, discuss its effect on group members, and examine its influence on decision making and risk taking. English only. Sold separately.

### Everything DiSC Team View:

Provides an at-a-glance view of any group’s individual Everything DiSC maps.



Pauline George  
 PG Training & Consulting  
 877-549-5843  
 pgeorge@pgtrain.com  
 www.pgtrain.com